



ಬೃಹತ್ ಬೆಂಗಳೂರು ಮಹಾನಗರ ಪಾಲಿಕೆ  
Bruhat Bengaluru Mahanagara Palike



# BBMP COVID-19 WAR ROOM 30.04.2023

BBMP / COVID-19 WAR ROOM / BULLETIN – 1133/ 30.04.2023 / #BBMPfightsCOVID19



# OVERVIEW OF COVID-19 IN BENGALURU

**CASE TRENDS** ACTIVE CASES **938**

<u>Confirmed Cases</u>	<u>Recovered Cases</u>	<u>Death Cases</u>
<b>37</b> 18,85,573 <sup>#</sup>	<b>29</b> 18,67,638 <sup>#</sup>	<b>0</b> 16,997 <sup>#</sup>

**HOSPITALIZATION** **46**

<u>ICU – V</u>	<u>ICU</u>	<u>HDU</u>	<u>General</u>
-	<b>11</b>	-	<b>35</b>

INCLUDES GOVT. QUOTA AND PRIVATE WALK-IN HOSPITALIZATION

**VACCINATION** **38** 2,07,00,320<sup>#</sup>

<u>First Dose</u>	<u>Second Dose</u>	<u>Precaution Dose</u>
<b>19</b> 96,89,786 <sup>#</sup>	<b>12</b> 95,11,524 <sup>#</sup>	<b>7</b> 14,99,010 <sup>#</sup>

**TRIAGING**

MTU

**5**

Tele Triage

**30**

**ACTIVE CZs**

**0**

MCZs (< 5 cases)

**0**

Clusters (> 5 cases)

**0**

**TESTING** **4,568** 3,23,33,984<sup>#</sup>

<u>RAT</u>	<u>RTPCR</u>
<b>2,110</b>	<b>2,458</b>

Positivity :3.41%  
\*FOR LAST 7 DAYS

# : indicates cumulative numbers till date



# ABSTRACT OF COVID-19 SCENARIO IN BENGALURU


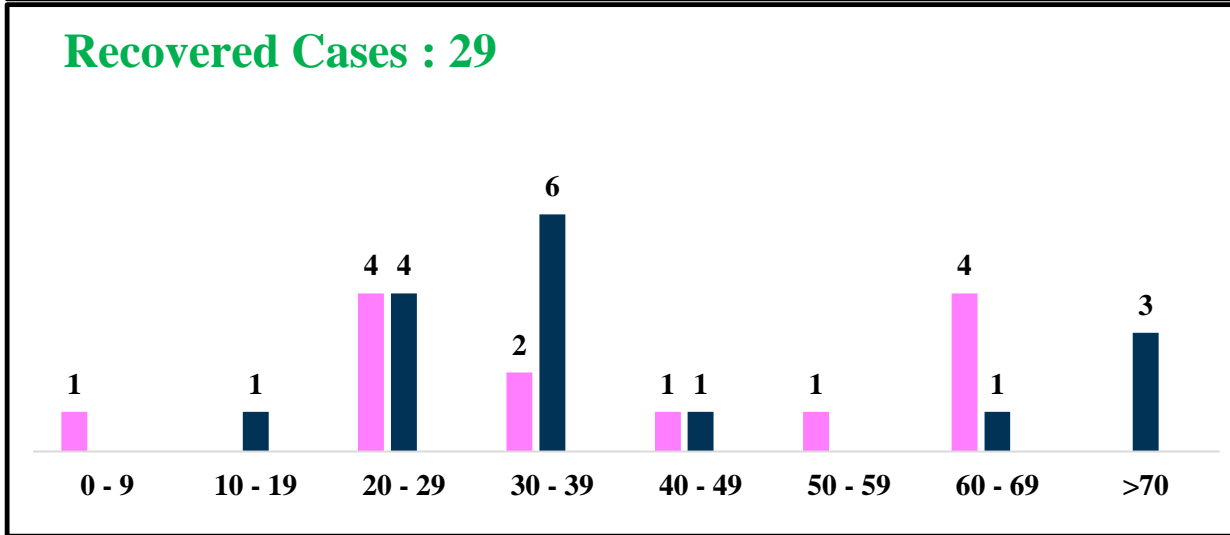
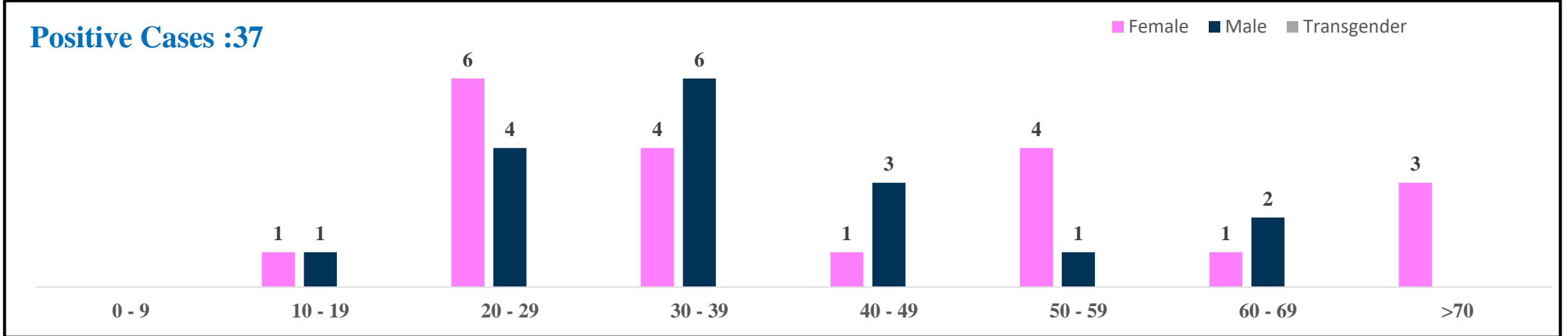


	MALE			FEMALE			TRANSGENDER			TOTAL		
	Last 24 Hours	Last 7 Days	Cumulative	Last 24 Hours	Last 7 Days	Cumulative	Last 24 Hours	Last 7 Days	Cumulative	Last 24 Hours	Last 7 Days	Cumulative
<b>Positive Cases</b>	17	565	11,11,347	20	584	7,74,030	0	0	196	37	1,149	18,85,573
<b>Recovered Cases</b>	16	875	10,98,556	13	803	7,67,952	0	0	187	29	1,678	18,67,638
<b>Death Cases</b>	0	0	10,766	0	0	6,227	0	0	4	0	0	16,997
<b>Total Tests Done</b>	<b>In Last 24 hrs. : 4,568</b>			<b>In last 7 days : 33,683</b>			<b>Cumulative : 3,23,33,984</b>					
<b>Vaccine Doses Administered</b>	<b>In Last 24 hrs. : 38</b>			<b>In last 7 days : 136</b>			<b>Cumulative : 2,07,00,320</b>					
<b>ACTIVE CASES</b>									<b>938</b>			

\*Covid deaths occurred today : 00 | Covid deaths occurred beyond last 24hrs., reported today : 00



# LAST 24 HOURS AGE GROUP AND GENDER WISE DISTRIBUTION

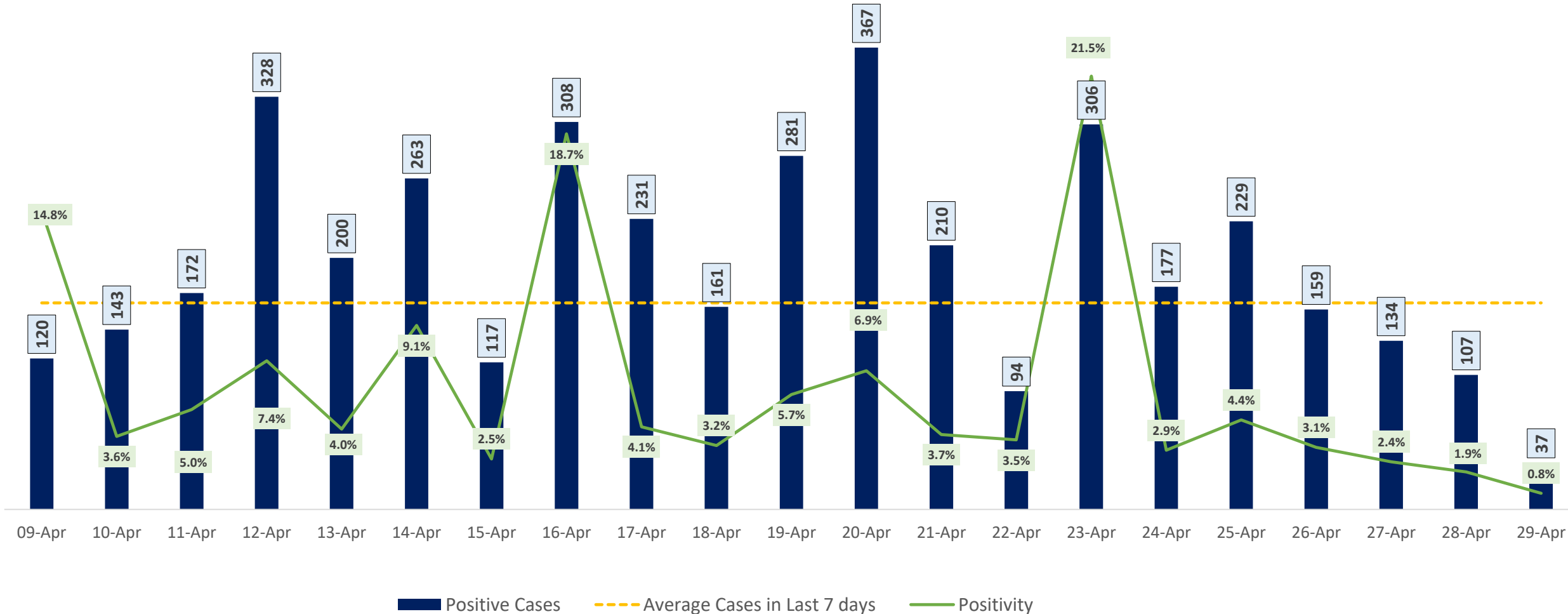




# POSITIVITY RATE OF BENGALURU – LAST 21 DAYS



Average Cases in Last 7 days : 164

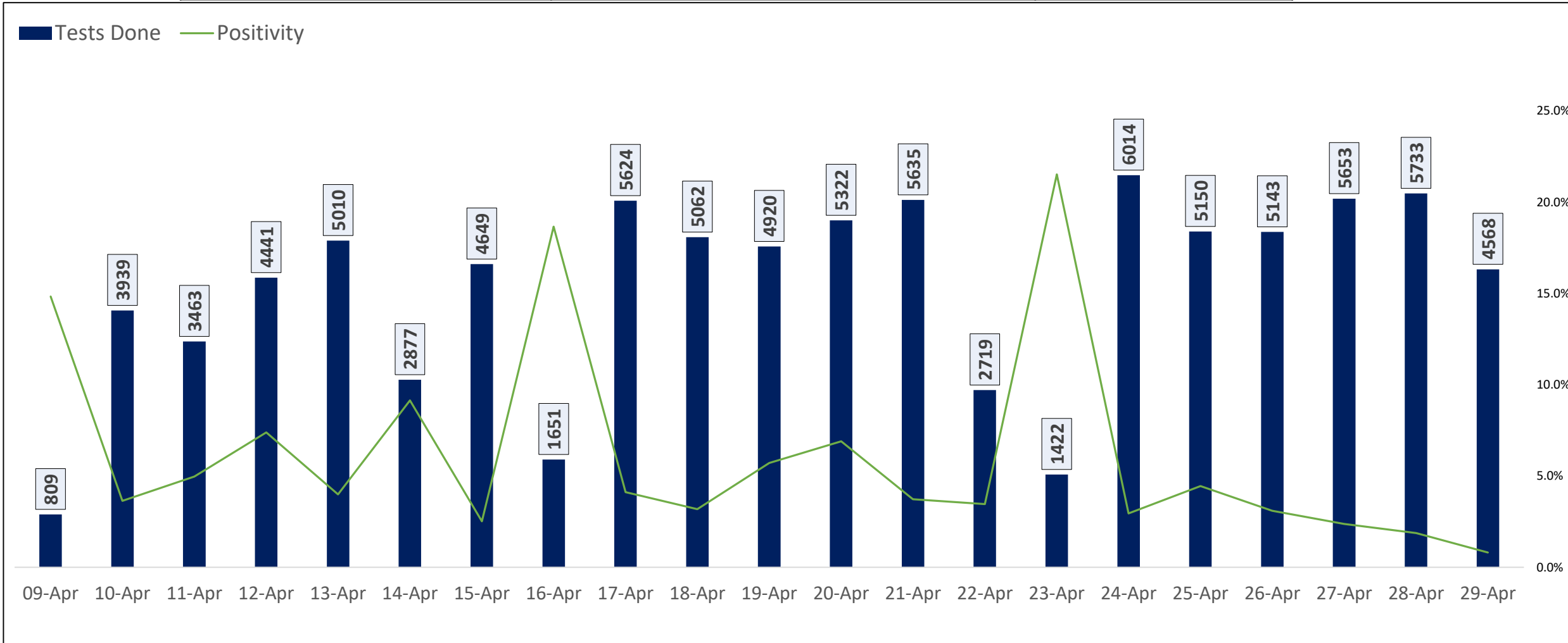




# TESTING TRENDS IN BENGALURU



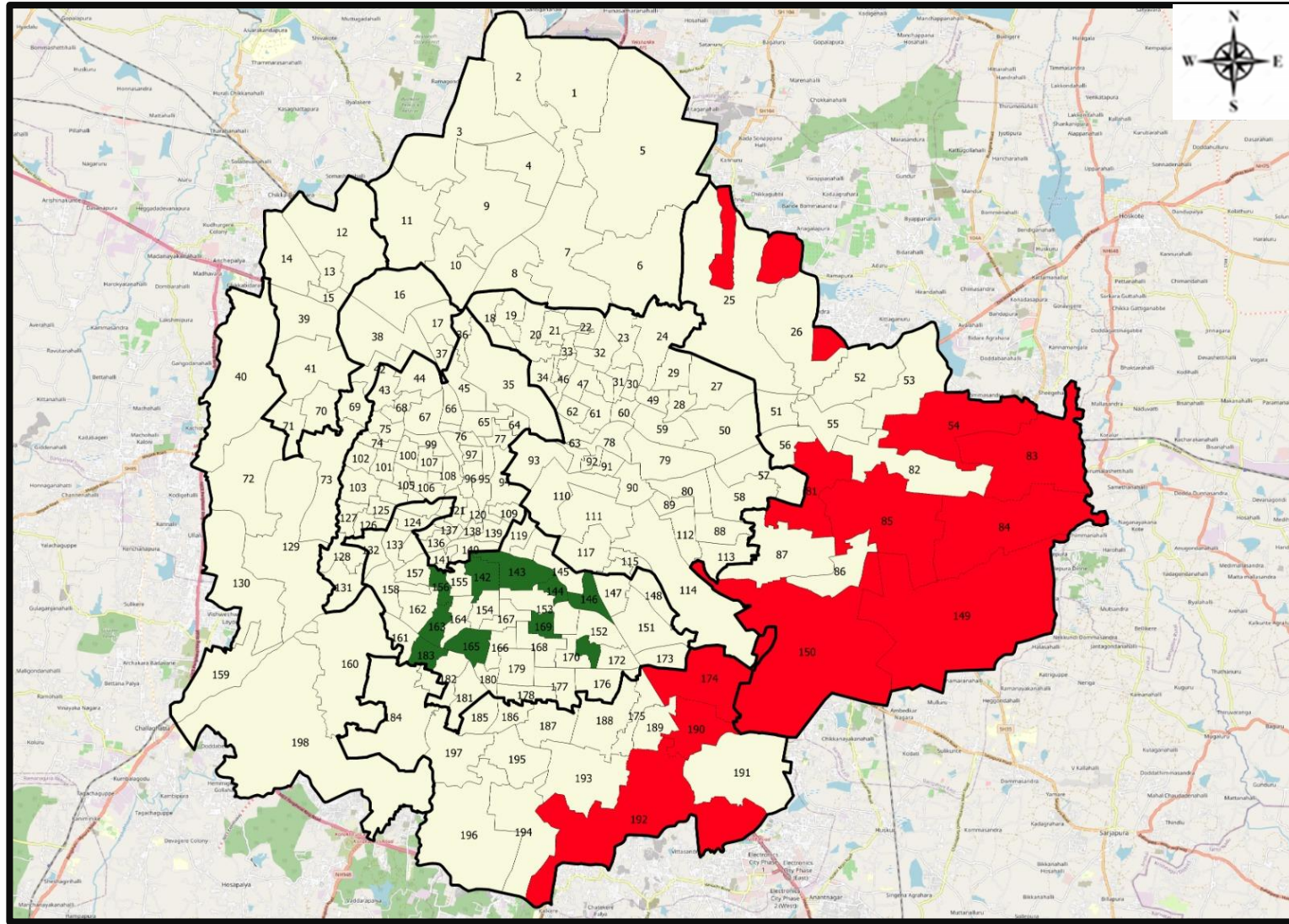
Total Test Conducted Till Date	Test Conducted Last 24 hours	Last 7 Days Average
3,23,33,984	4,568	4,812







# BENGALURU URBAN MAP SHOWING TREND OF POSITIVE CASES IN LAST 7 DAYS



### Top 10 wards reporting highest number of positive cases in last 10 days

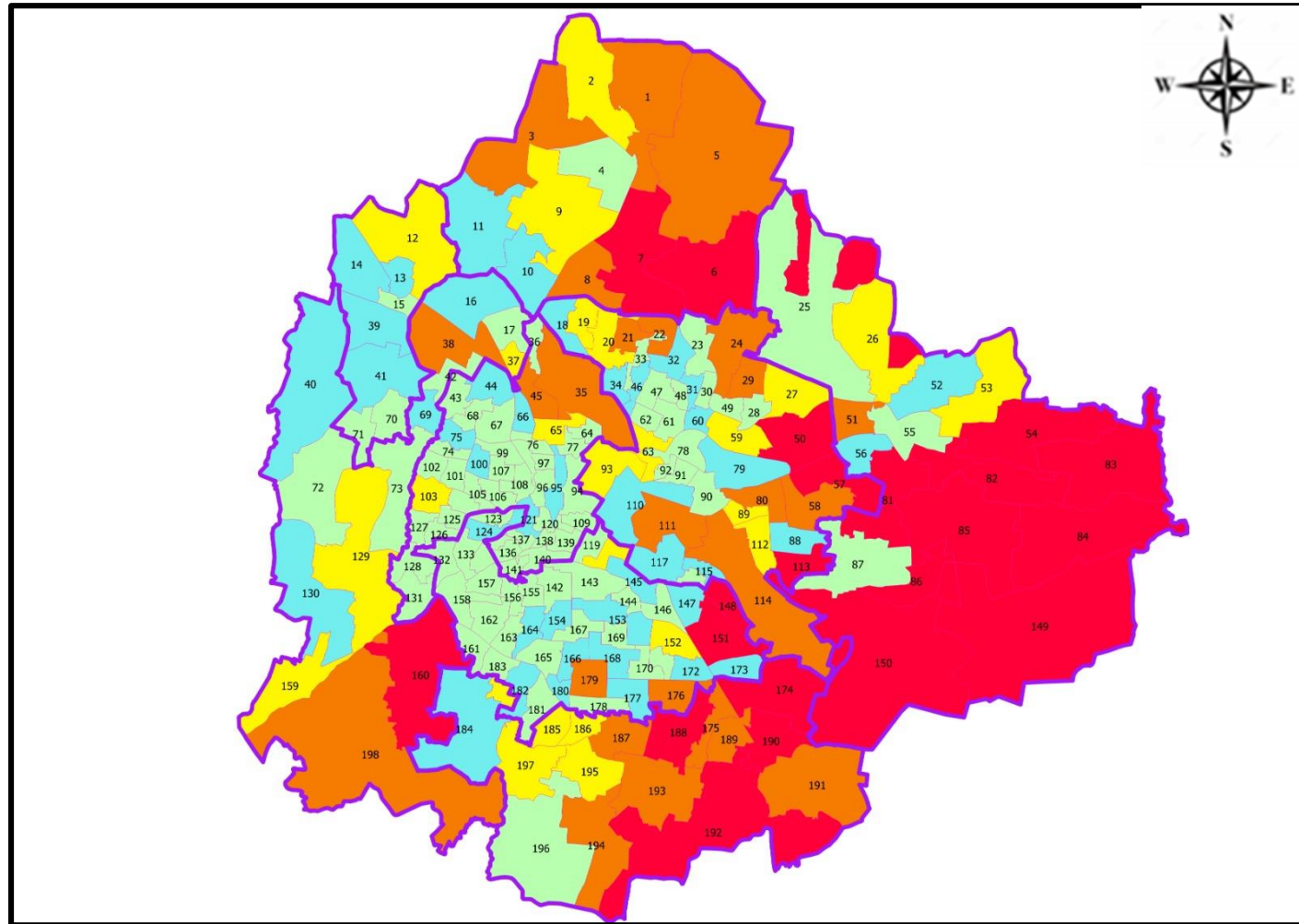
Ward No.	Ward Name	Daily Cases Average
150	Bellanduru	9
85	Dodda Nekkundi	6
174	HSR Layout	6
83	Kadugodi	5
149	Varthuru	5
54	Hudi	4
84	Hagadur	3
81	Vijnana Nagar	3
190	Mangammanapalya	3
192	Begur	3







### Top 10 wards reporting least number of positive cases in last 7 days

Ward No.	Ward Name	Daily Cases Average
183	Chikkalsandra	0
171	Gurappanapalya	0
169	Byrasandra	0
165	Ganesh Mandiara Ward	0
163	Katriguppe	0
156	Srinagara	0
146	Lakkasandra	0
144	Siddapura	0
143	Vishveshwara Puram	0
142	Sunkenahalli	0



# BENGALURU MAP SHOWING INTENSITY OF POSITIVE CASES IN LAST 7 DAYS



-  Level 1 : 0 to 1 Cases
-  Level 2 : 1 to 3 Cases
-  Level 3 : 3 to 5 Cases
-  Level 4 : 5 to 10 Cases
-  Level 5 : More than 10 Cases
-  Zone Boundaries

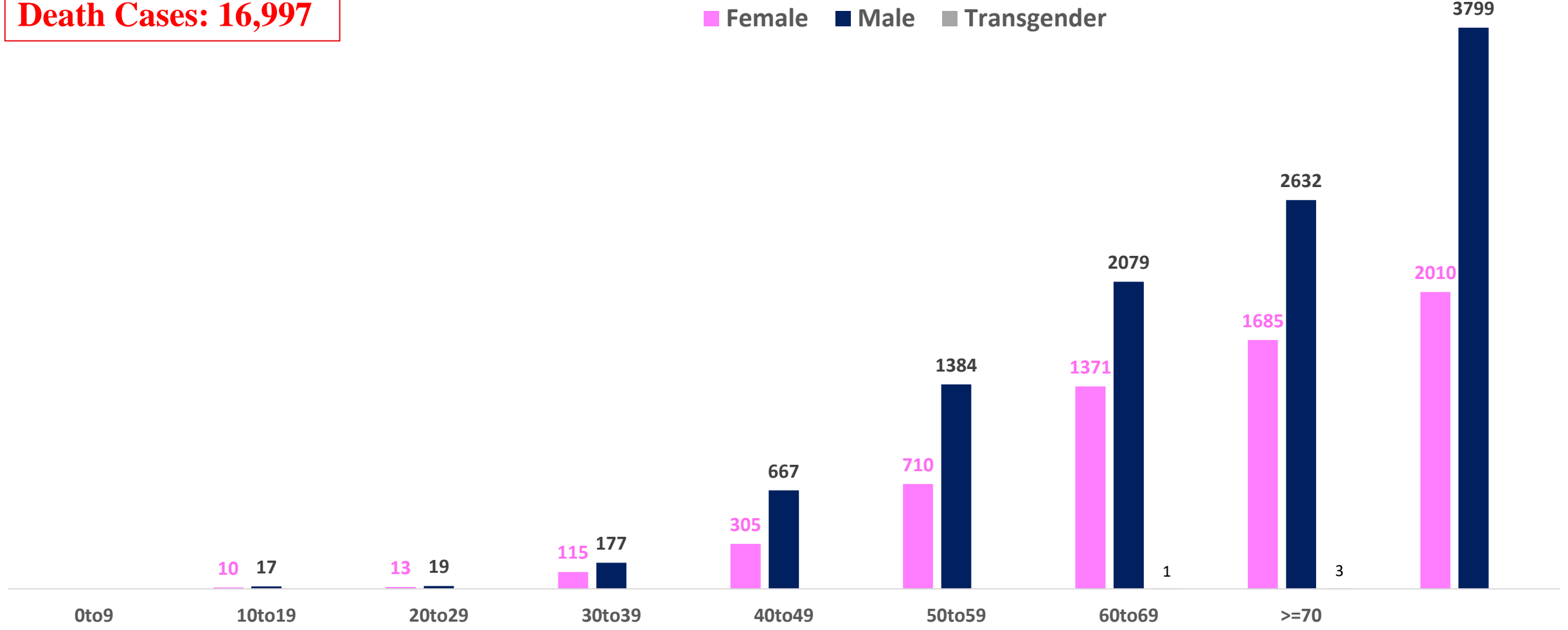




# AGE AND GENDER WISE DISTRIBUTION OF DEATH CASES



**Death Cases: 16,997**





# SNAPSHOT OF COVID-19 CASES IN BENGALURU URBAN



**Total Wards With  
< = 15 Cases\* :  
186**

**Tests Conducted  
on 29.04.2023:  
4,568**

**Recovery  
Rate\*:  
99.05%**

**Total  
Active Cases :  
938**

**Total Vaccinated  
on 29.04.2023:  
38**

**Positivity  
Rate\* :  
3.41%**

**Active  
Rate\*:  
0.05%**

**Case  
Fatality Rate\* :  
0.09%**





\*Total positive cases In the past 7 days

\*CFR and positivity is for Past 7 days



ಬೃಹತ್ ಬೆಂಗಳೂರು ಮಹಾನಗರ ಪಾಲಿಕೆ  
Bruhat Bengaluru Mahanagara Palike



<b>Download BBMP Bulletin</b>	<a href="https://apps.bbmpgov.in/covid19/mediabulletin.php">https://apps.bbmpgov.in/covid19/mediabulletin.php</a>
<b>To register for vaccination :</b>	<a href="https://selfregistration.cowin.gov.in/">https://selfregistration.cowin.gov.in/</a>
<b>BBMP COVID19 Dashboard:</b>	<a href="https://apps.bbmpgov.in/covid19/">https://apps.bbmpgov.in/covid19/</a>
<b>Follow us on:</b>	 <a href="http://www.facebook.com/bbmp.comm1/">www.facebook.com/bbmp.comm1/</a>
	 <a href="https://twitter.com/BBMPCOMM">twitter.com/BBMPCOMM</a>
	  <a href="https://www.instagram.com/BBMPSplHealth">BBMPSplHealth</a>

Issued by:

Honorable Chief Commissioner, BBMP  
Special Commissioner Health, BBMP  
MD, Bengaluru Smart City Limited

**THANK YOU !**

